

**CONSULTANCY SERVICE FOR
FINANCIAL MANAGEMENT SUPPORT
TO URBAN LOCAL BODIES FOR
PROVIDING HUMAN RESOURCES IN
FIELD OF ACCOUNTING WITH
EXPERTISE IN TRAINING AND
ACCOUNTING SOFTWARE FOR
PREPARATION OF OBS AND
UPDATING ACCOUNTS FOR THREE
YEARS ALONG WITH AFS ,TRAINING
IMPLEMENTING MAS.**

Package IV

OPENING BALANCE SHEET

NAGAR PANCHAYAT UKHIMATH

Annexure OB1- Opening Balance sheet

OPENING BALANCE SHEET OF NAGAR PANCHAYAT UKHIMATH AS ON 01-04-2021			
Code of Accounts	Description of Items	Schedule No.	Amount (Rs.)
	LIABILITIES		
	Own Fund Reserves and Surplus		
3-10	Corporation Fund /Municipal (General) Fund	B-1	1,040,126.18
3-11	Earmarked Funds	B-2	-
3-12	Reserves	B-3	16,735,837.69
	Total Own Fund Reserves & Surplus		17,775,963.87
3-20	Grants, Contributions for specific purposes	B-4	59,789,081.40
	Loans		
3-30	Secured loans	B-5	-
3-31	Unsecured loans	B-6	-
	Total Loans		-
	Current Liabilities and Provisions		
3-40	Deposits Received	B-7	3,999,272.00
3-41	Deposit works	B-8	-
3-50	Other Liabilities (Sundry Creditor)	B-9	344,584.00
3-60	Provisions	B-10	60,870.00
	Total Current Liabilities and Provisions		4,404,726.00
	TOTAL LIABILITIES		81,969,771.27
	ASSETS		
	Fixed Assets		
4-10	Gross Block	B-11	26,978,431.58
4-11	Less: Accumulated Depreciation		10,242,593.89
	Net Block		16,735,837.69
4-12	Capital work-in-progress	B-12	-
	Total Fixed Assets		16,735,837.69
	Investments		
4-20	Investment - General Fund	B-13	-
4-21	Investment - Other Funds	B-14	-
	Total Investment Current assets, loans & advances		-
4-30	Stock in hand (Inventories)	B-15	-
	Sundry Debtors (Receivables)		
4-31	Gross amount outstanding	B-16	-
4-32	Less: Accumulated provision against bad and doubtful Receivables		-
	Net amount outstanding		-
4-40	Prepaid expenses	B-17	-
4-50	Cash and Bank Balances	B-18	65,233,933.58
4-60	Loans, advances and deposits	B-19	-
4-61	Less: Accumulated provision against Loans		-
	Net Amount outstanding		-
	Total Current Assets, Loans & Advances		65,233,933.58
4-70	Other Assets	B-20	-
4-80	Miscellaneous Expenditure (to the extent not written off)	B-21	-
	TOTAL ASSETS		81,969,771.27
	Notes to the Balance Sheet	B-22	

For: RR Bajaj & Associates
Chartered Accountants

CA Mukesh Kumar
Authorized Signatory



Schedule B-1: Municipal (General) Fund

Particulars	Opening Balance as on 01/04/2021 (Rs)
1	2
Municipal Fund	1,040,126.18
Excess of Income & Expenditure	-
Total Municipal Fund	1,040,126.18



Schedule B-2: Earmarked Funds - Special Funds/Sinking Fund/Trust or Agency Fund


(Amount in Rs.)

Particulars	Special Fund 1	Special Fund 2	Special Fund 3	Special Fund 4	Special Fund 5	Special Fund 6	Special Fund 7
Code No.							
Net balance as on 01/04/2021	-	-	-	-	-	-	-



Schedule B-3: Reserves


Particulars	Balance as on 01/04/2021(Rs.)
1	2
Capital Reserve	28.00
Grant against Fixed Asset	16,735,809.69
Borrowing Redemption Reserve	-
Special Funds (Utilised)	-
Statutory Reserve	-
General Reserve	-
Revaluation Reserve	-
Total Reserve funds	16,735,837.69



Schedule B-4: Grants & Contribution for Specific Purposes

(Amount in Rs.)

Particulars	Grants from Central Govt.	Grants from State Government	Grants from Other Govt. Agencies	Grants from Financial Ins.	Grants from Welfare Bodies	Grants from International Organisation	Others
Code No.							
Net balance as on 01/04/2021	49,282,861	10,506,220	-	-	-	-	-



Schedule B-5: Secured Loans


Particulars	Original Amount (Rs.)
1	2
Loans from Central Government	-
Loans from State Government	-
Loans from Govt. Bodies & Associations	-
Loans from international agencies	-
Loans from Banks & financial institutions	-
Other Term Loans	-
Bonds & Debentures	-
Other loans	-
Guarantee, if any	N/A
Total Secured Loans	-

Schedule B-6: Unsecured Loans

Particulars	Original Amount (Rs.)
1	2
Loans from Central Government	-
Loans from State Government	-
Loans from Govt. Bodies & Associations	-
Loans from international agencies	-
Loans from Banks & financial institutions	-
Other Term Loans	-
Bonds & Debentures	-
Other loans	-
Total Un-Secured Loans	-

Schedule B-7: Deposits Received

Particulars	Original Amount (Rs.)
1	2
From Contractors	3,999,272.00
From Revenues	-
From Staff	-
From Others	-
Total deposits received	3,999,272.00




Schedule B-9: Other Liabilities (Sundry Creditors)

Particulars	Amount as on 01/04/2021 (Rs.)
1	2
Creditors	-
Employee Liabilities	344,584.00
Interest Accrued and due	-
Recoveries Payable	-
Government Dues Payable	-
Refunds Payable	-
Advance collection of Revenues	-
Others	-
Total Other liabilities (Sundry Creditors)	344,584.00

Schedule B-10: Provisions

Particulars	Amount as on 01/04/2021 (Rs.)
1	2
Provision for Expenses Diesel Expenses	60,870.00
Provision for Interest	-
Provision for Other Assets	-
Total Provisions	60,870.00



Schedule B-11: Fixed Assets


1	2	3	4	5
Particulars		Gross Block	Accumulated Depreciation as on 01/04/2021 (Rs.)	Net Block as on 01/04/2021(Rs.)
Land		28.00	-	28.00
Buildings		882,357.00	107,077.70	775,279.30
Statues and Heritage Assets				
Statues and valuable works of art and antiquities		1.00		1.00
Heritage building				
Infrastructure Assets				
Parks & Playground				
Roads & Bridges		12,481,731.00	6,186,415.22	6,295,315.78
Sewerage and Drainage		4,003,000.00	821,855.55	3,181,144.45
Water Ways				
Public Lighting		4,185,100.00	1,973,492.00	2,211,608.00
Other assets				
Plants & Machinery (Movable Assets)				
Vehicles		2,216,980.64	745,255.71	1,471,724.93
Office & Other equipment		657,306.94	301,653.95	355,652.99
Furniture, Fixtures, Fittings and electrical appliances		126,082.00	29,944.47	96,137.53
Other fixed assets (Immovable)		2,425,845.00	76,899.29	2,348,945.71
Grand Total		26,978,431.58	10,242,593.89	16,735,837.69
Capital Work in progress			-	



Schedule B-12: Capital Work in Progress (CWIP)- (Code 412)

Details of Fixed Asset Head*	CWIP at the beginning of FY	CWIP created during the year	CWIP capitalised during the year	CWIP as on 01/04/2021
(A)	(B)	(C)	(D)	(E=B+C-D)
Building	-	-	-	-
Parks & Playground	-	-	-	-
Roads and Bridges	-	-	-	-
Sewerage and Drainage	-	-	-	-
Water Ways	-	-	-	-
Public Lighting	-	-	-	-
Plant & Machinery	-	-	-	-
Total	-	-	-	-

Note: A list of Contract-wise CWIP at the end of the FY will be annexed to this schedule




Schedule B-13: Investments - General Fund

Particulars	With whom invested	Face value (Rs.)	Cost as on 01/04/2021 (Rs.)
1	4	5	6
Central Government Securities		-	-
State Government Securities		-	-
Debentures and Bonds		-	-
Preference Shares		-	-
Equity Shares		-	-
Units of Mutual Funds		-	-
Other Investments		-	-
Total of Investments- General Fund		-	-

Schedule B-14: Investments - Other Funds

Particulars	With whom invested	Face value (Rs.)	Cost as on 01/04/2021 (Rs.)
1	4	5	6
Central Government Securities		-	-
State Government Securities		-	-
Debentures and Bonds		-	-
Preference Shares		-	-
Equity Shares		-	-
Units of Mutual Funds		-	-
Other Investments		-	-
Total of Investments -Other Funds		-	-



Schedule B-15: Stock-in-Hand (Inventories)

Particulars	Amount as on 01/04/2021 (Rs.)
1	2
Stores	
Loose	-
Tools	-
Others	-
Total Stock in hand	-




Schedule B-16: Sundry Debtors (Receivables) [Code No 431]

Code No.	Particulars	Gross Amount (Rs.)	Provision for outstanding revenue (Rs.)	Net Amount (Rs.)	Previous Year Net Amount (Rs.)
1	2	3	4 (Code No. 432)	5= 3 - 4	6
431-10	Receivables for Property Taxes				
	Current Year	-	-	-	-
	Receivables outstanding for more than 2 years but not exceeding 3 years	-	-	-	-
	3 years to 4 years	-	-	-	-
	More than 5 years/ Sick or Closed Industries	-	-	-	-
	Sub - total	-	-	-	-
	Less: State Govt Cesses/ levies in Property Taxes - Control account	-	-	-	-
	Net Receivables of Property Taxes	-	-	-	-
431-19	Receivables of Other Taxes				
	Current Year	-	-	-	-
	Receivables outstanding for more than 2 years but not exceeding 3 years	-	-	-	-
	3 years to 4 years	-	-	-	-
	More than 5 years/ Sick or Closed Industries	-	-	-	-
	Sub - total	-	-	-	-
	Less: State Govt Cesses/ levies in Property Taxes - Control account	-	-	-	-
	Net Receivables of Other Taxes	-	-	-	-
431-30	Receivables of Cess				
	Current Year	-	-	-	-
	Receivables outstanding for more than 2 years but not exceeding 3 years	-	-	-	-
	3 years to 4 years	-	-	-	-
	More than 5 years/ Sick or Closed Industries	-	-	-	-
	Sub - total	-	-	-	-
431-40	Receivables from Other Sources				
	Current Year	-	-	-	-
	Receivables outstanding for more than 2 years but not exceeding 3 years	-	-	-	-
	3 years to 4 years	-	-	-	-
	More than 5 years/ Sick or Closed Industries	-	-	-	-
	Sub - total	-	-	-	-
	Total of Sundry Debtors (Receivables)	-	-	-	-

Note:

The provision made against accrual items would not affect the opening/closing balances of the Demand and Collection Ledgers for the purpose of recovery dues from the concerned parties/individuals.




Schedule B-17: Prepaid Expenses

Particulars	Amount as on 01/04/2021(Rs.)
1	2
Establishment	-
Administrative	-
Operations & Maintenance	-
Total Prepaid Expenses	-


Schedule B-18 :Cash and Bank Balances

Particulars	Amount as on 01/04/2021(Rs.)
1	7
Cash	-
Balance with Bank - Municipal Funds:	
Nationalised Bank	
Other Scheduled Banks	
Scheduled Co-operative Banks	
Post office	
Sub-total	-
Balance with Bank _____ Special Funds:	
Nationalised Bank	
Other Scheduled Banks	
Scheduled Co-operative Banks	
Post office	
Treasury	
Sub-total	-
Balance with Bank-_____ Grant Funds:	
Nationalised Banks Other	51,604,490.83
Other Scheduled Banks	
Scheduled Co-operative Banks	441,801
Post Office	
Treasury	13,187,642.00
Sub-total	65,233,933.58
Total Cash and Bank Balances	65,233,933.58



Schedule B-19: Loans, Advances, and Deposits

Particulars	Balance as on 01/04/2021(Rs.)
1	2
Loans and Advances to Employees	
Loans to Others	
Advance to Suppliers and Contractors	
Advance to Others	
Deposit with External Agencies	
Other Current Assets	
Sub Total	-
Less: Accumulated Provisions against Loans, Advances and Deposits	-
Total Loans, advances and deposits	-

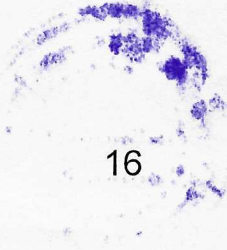


Schedule B-20: Other Assets

Particulars	Amount as on 01/04/2021(Rs.)
1	2
Deposit Works	-
Other asset control accounts	-
Total Other Assets	-

Schedule B-21: Miscellaneous Expenditure (to the extent not written off)

Particulars	Amount as on 01/04/2021(Rs.)
1	2
Loan Issue Expenses Deferred	-
Discount on Issue of Loans	-
Deferred Revenue Expenses	-
Others	-
Total Miscellaneous Expenditure	-



B 22 - Notes to Accounts (Including Significant Accounting Policies and Disclosures)


ULB NAME: Nagar Panchayat Ukhimath

Part I - Notes to the Balance Sheet

1. The Contractual liabilities not provided for:
 - a) Amount of contracts entered on account of capital works but on which no works has commenced.
 - b) In respect of claims against the ULB, pending judicial decisions.
 - c) In respect of claims made by employees.
 - d) Other escalation claims made by contractors.
 - e) In case of any other claims not acknowledged as debts.
2. List of assets which have been handed over to the ULB, but the title deed has not been executed.

Part II - Significant Accounting Policies

1. Fixed assets have been valued at historical cost wherever records were available. In case an asset has been created out of grants, the gross value of the asset has been shown as assets and the corresponding grant as liability, as proportionately reduced by depreciation.
2. Depreciation has been provided on straight line method by estimating the useful life of the asset.
3. Gross amount paid or payable for works based on noting's in the Measurement Book as on 31 March 2021 has been recognized as capital work in progress.
4. Long term investments have been valued at cost.
5. Stores and spares have been valued at cost. In determination of cost, weighted average method of costing has been used.
6. In calculation of arrears of property tax, arrears which relates to sick and closed industries 100% provision has been made on an individual basis.
7. Arrears of rental income from municipal properties have been accounted for as done for property tax. No accrual of revenue has been done for other receivables.
8. Valuation of current investments has been done on cost.



B 22 - Notes to Accounts (Including Significant Accounting Policies and Disclosures)

9. The difference between assets and liabilities has been recognized as the opening balance of Municipal General Fund or as Capital Deficit.

For: RR Bajaj & Associates

Chartered Accountants



CA Mukesh Kumawat

Authorized Signatory

